

Norfolk fender seats



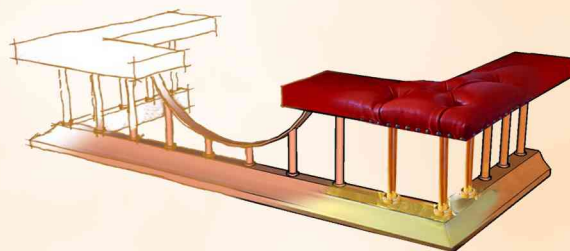


Picture 1: This fender seat is in burnished steel and illustrates the standard base with a curved dip and decorative scrollwork.

Norfolk Fender Seats


Made-to-measure club fenders in a variety of modern and traditional metals and woods to suit any fireplace.

hello@norfolkfenderseats.co.uk





Picture 2: An elegant brass fender seat with rope twist uprights and deep-buttoned seats in antique red leather.



Norfolk Fender Seats

Our club fenders are the thoroughbreds;
out of top class materials
by outstanding craftsmen

Norfolk Fender Seats



Picture 3: Brushed steel. This modern straight-across fender seat has plain square uprights. The fabric seats are upholstered with oversized studs.



Picture 4: Burnished steel. This dark metal has highlights of brass collars. The uprights are square with alternating central twists, with seats in light tan leather.



Picture 5: Brushed steel with oak base. The uprights are square with alternating central twists set on brass collars. The leather is slate green.



Picture 6: Brass. This square dipped fender has plain square uprights. The seats are antique red leather with brass studs.

Norfolk Fender Seats

A closer look at some of the options



Picture 11: brass, plain fabric seat.
Uprights from left: Round with round collar
Square with round collar, Square with central twist and round collar, reeded with round collar, Rope twist with round collar, Thick rope twist with round collar



Picture 12: burnished steel standard base, deep buttoned seat. Uprights from left: Thick square central twist with square collar, Thick round with round collar, Thick square with brass collar. Thin square twist with brass collar
Thin round and thin square with no collar



Picture 13: brushed steel formed base, deep buttoned seat, Uprights from left: Square full twist with brass collar, Square central twist with brass collar, Plain round with steel collar, Thick square with brass collar, Thin and thick round, brass and steel collars



Picture 14: oak base with burnished steel scrolls, red leather, deep buttoned.
Thick square uprights with round steel collars

Norfolk Fender Seats



Picture 7

FENDER ON SHAPED OAK BASE

As an alternative to the metal bases, choose an oak base with uprights in any of the metals. The oak is stained to order, either light, medium or dark and can be shaped as shown here, or with a plain concave front, akin to our formed base shape.

The illustrations show: top, burnished steel with scrollwork on a mid oak base. Right is brass with a light oak base.

Below left is brass with mid-stained oak, and below right, burnished steel with mid-stained oak.



Picture 8



Picture 9



Picture 10

Norfolk Fender Seats




Picture 15

ANTIQUÉ BRASS

The brasswork can be antiqued to dull it right down to a much darker finish or just a lighter effect to take the shine off the polished brass.

The antiquing works well with an all-brass fender as well as brasswork set into an oak base.



Picture 16



Picture 17



Picture 18

Norfolk Fender Seats

ALL OAK FENDER

This is the most recent addition to our range - a big boned fender with an oak base and thick round oak uprights. We don't offer the curved dip, but it can be made with either a straight across seat, open front or a square dip. Choose from our range of leather colours and suedes or supply your own fabric.

The woodwork can be stained to the natural finish shown here or painted. The base and uprights are much thicker than the others in this brochure for a chunky and uncomplicated appearance. The base mimics the formed shape of the metal fenders and is scaled up to give a bigger footprint.


The principles of measuring your fireplace remain the same for this as for the metal fender seats.



Picture 19: This oak fender has an open front and seats in Truro Green leather



Picture 20: Wooden fender seat with bobbins, painted red



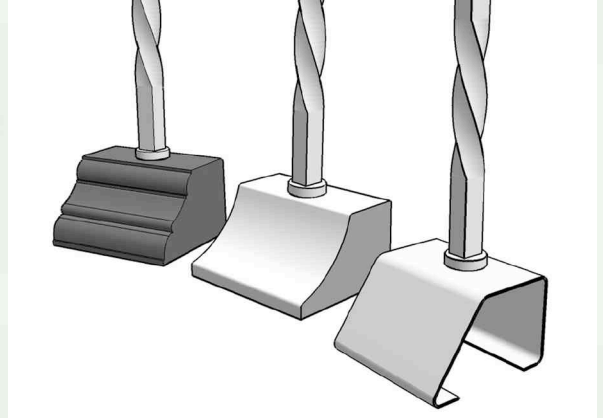
Picture 21: Detail showing the larger base shape to accommodate the chunky round uprights

Norfolk Fender Seats ~ options and measuring help

Frame material

We offer a choice of metal from which the frame is made. This, together with the shape of the base of the frame, either 'formed' (shown in the middle of the three, curvaceous with the components bolted together), 'standard' (on the right, angled and simpler with the components welded together) or wood (left of the three shown) are the principle factors which dictate the price of the fender.

These metal finishes are treated with a clear lacquer coating to provide protection against tarnishing. The satin black finish is paint applied to produce a reasonably hard-wearing surface. The wood bases are oak stained to order, and work well with uprights in any of the metals.

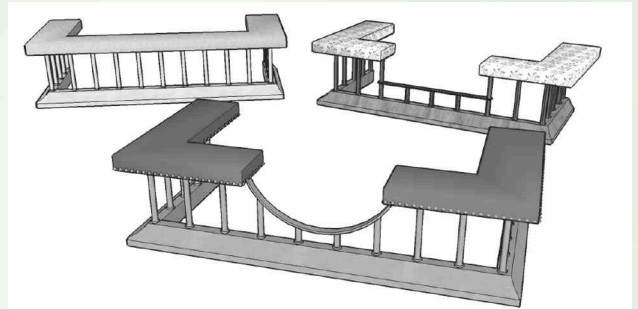


Style of fender

Either curved dip, straight across or square dip. As well as its good looks, the advantage of the style with the dip in the centre is that it is easier to get to the fire to stoke it or clean out the ashes.

The straight across variation provides more useful seating space and is most appropriate in a situation where there is not normally a very hot fire. In the case of a fender seat with a central dip, the size of the gap is normally half of the overall length of the fender.

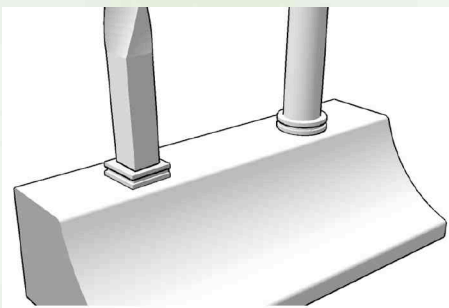
The usual height of the seat is 20" but this can be higher or lower; Consider the size of your room, the proportions of your fireplace and the length of the fender seat.



Uprights and collars

The uprights can be plain round, plain square or square with a central twist. Thin uprights are 12mm, thick 16mm. Ornamental uprights are available in brass and are illustrated in the brochure photographs.

Collars in brass or steel, where the uprights meet the base, are an attractive finishing touch. Square collars are larger and chunkier than round.



On the order form we have listed some of the alternatives available, however, we can build a fender to your own design, so if what you would like is not mentioned, please contact us to discuss the details.

Seats

These are normally seven inches wide and are covered in hand-dyed antiqued leather. The colours are listed on the order form, samples can be sent on request. If you would like a colour match, send us a

sample and the leather can be made to match. If you would like to use your own material, two metres are needed and there is a deduction for this shown on the order form. The upholstery can be trimmed with either brass, steel or antiqued studs, or have none.

Measuring up

Please give all the measurements as indicated on the chart, remembering that the base of the fender frame is 3½" wide and the seat seven inches. If the base is to fit closely around a raised hearth or mantel supports, please give its exact measurements and we will adjust the figure to allow for fitting.



If there are no mantel supports or they are not relevant to the width of the fender, choose the inside width you want the base to be, 'A' on the chart.

If there is no definite hearth, raised or flat, choose the distance you would like the inside edge of the fender base to be from your skirting board, 'B' on the chart. Take particular care over the measurement you put at 'C' on the chart if you intend the seats of the fender to return to the wall on the outside of your mantel supports.

Remember that the seat overhangs the base by 3½" on the inside.

These diagrams show a hearthstone with the same width as the mantle supports, and how the seats fit. In the top picture, the base is flush with the hearthstone, but the seats have 3½" cut outs to accommodate, or wrap around, the mantle supports. We would need to know the depth of your mantle supports.

In the bottom picture, the base is forced wider by the seats returning to the wall to avoid the need for seat cut outs.




Infill plates

If it is evident that there will be a gap between the inside of the fender base and the hearthstone, as in the wider fitting picture shown, the gap can be covered with a black steel infill plate attached to the fender base to protect the carpet or floorboards from sparks or hot ashes.

Delivery

The delivery date is usually six weeks from the receipt of the order with a deposit of £100. The balance is payable on delivery or despatch of the fender if overseas. Please make cheques payable to Norfolk Fender Seats. You are welcome to collect your fender from Elder Farm, or we will deliver to you at cost. For overseas destinations please ask for a quotation.

If there are any points on which you would like help or advice,
please do not hesitate to contact us.



Norfolk Fender Seats

01553 776446 / hello@norfolkfenderseats.co.uk
 42 Goodwins Road, King's Lynn PE30 5QX (no showroom)
 www.norfolkfenderseats.co.uk

Specification, price chart and order form (please tick or circle all items required. Prices are ex-vat)

Base shape	Brass	Brushed steel	Satin black	Burnished steel
Formed base in...	£1485	£1245	£1150	£1150
Shaped oak base with uprights in...	£1485	£1300	£1320	£1320
Standard base in...	n/a	£1146	£1050	£1050

Front of fender Curved dip, or square dip, or straight across -

Uprights and collars

- Uprights round -
- Uprights square -
- Central twists on alternate uprights £60
- Rope twist or reeded (brass only) £70
- Brass or steel collars, round or square £90
- Antiquing of brasswork £240
- Decorative steel scrollwork £90

Seats Leather: Bottle Green, Mid Green, Truro Green, Slate Green
 Dark Brown, Conker, Saddle Brown, Light Tan
 Burgundy, Antique Red, Hunting Red
 Midnight Blue, Black

Your own material (£70 deletion allowance) -£70
 FR treatment of fabric, if necessary £50
 Deep buttoned upholstery £100
 Studs in brass, steel, antiqued or none -

Any other specifications

- Infill plate £50
- Seat cut outs -
- Seat guards £60

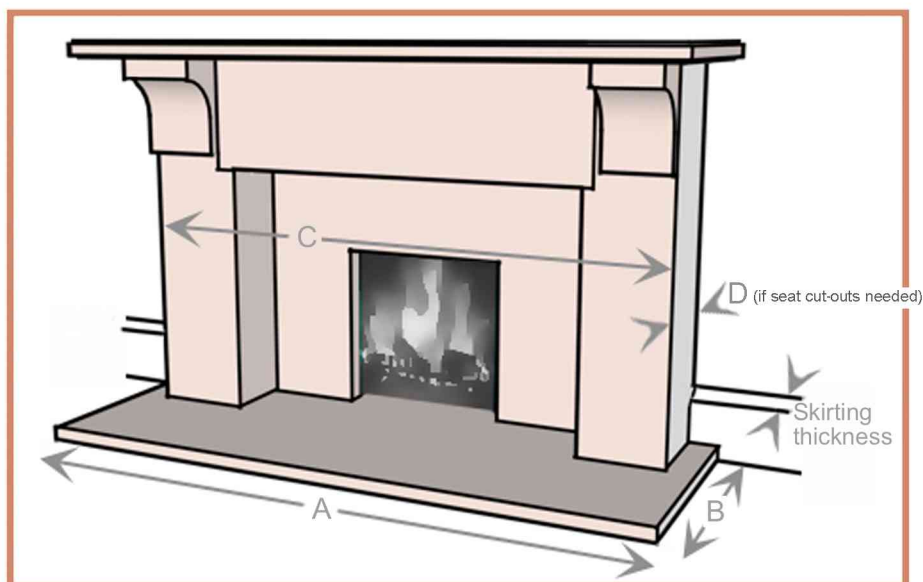
All prices are for a fender with an inside width of 60 inches (1525mm) or less. Add 10% of the price for each additional six inches (152mm) or part thereof ("A" on the measurement chart).

Extra for width £

Delivery to an address in England £50
 Delivery to an address in Wales or Scotland £70

Name Subtotal
 Address Add vat
 Total
 Less £100 deposit with order
 Balance
 Telephone

Order form side two: Measurement chart



Measurements (inches or cm?)

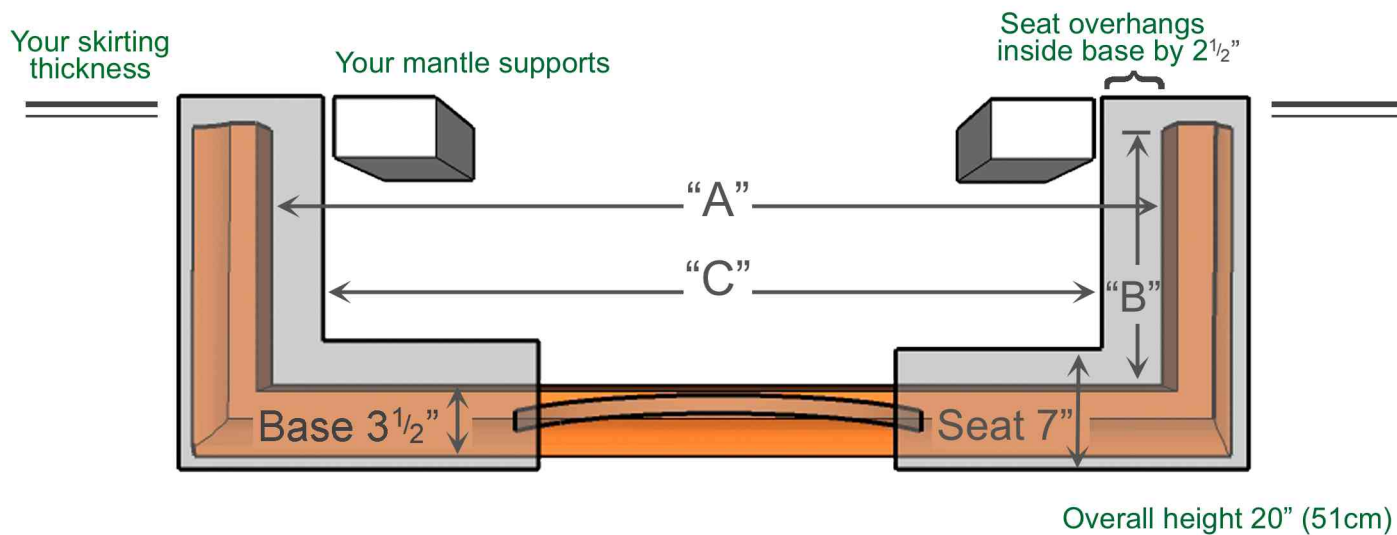
Your skirting thickness

"A" width of hearth

"B" depth of hearth

"C" outside width of fireplace

"D" depth of mantle supports
(for seat cut-outs, if needed)



Is the fender to sit on the hearthstone, or on the floor around the hearthstone?


Any other measurements? (eg position of electric sockets, gas pipes etc)

Norfolk fender seats

Brass



Brass



Burnished steel



Brushed steel



Oak base

