

# Norfolk fender seats





Picture 1: This fender seat is in polished brass with a curved dip and plain burgundy leather.

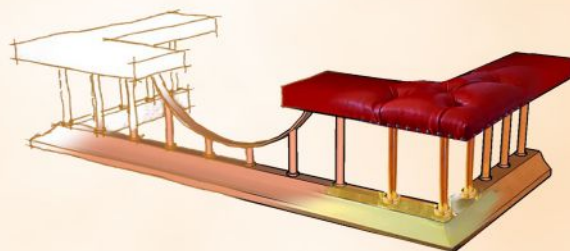
## Norfolk Fender Seats

Made-to-measure club fenders in a variety of modern and traditional metals and woods to suit any fireplace.

More photographs and details on our website

[norfolkfenderseats.co.uk](http://norfolkfenderseats.co.uk)

[norfolkfenders@gmail.com](mailto:norfolkfenders@gmail.com)





## Norfolk Fender Seats



Picture 2: Above, an elegant brass fender seat with rope twist uprights and deep-buttoned seats in antique red leather.

Below, polished brass with fabric seat and, right, antiqued brass with burgundy leather. Both have plain round uprights and round collars.



Picture 2a



Picture 2b

# Norfolk Fender Seats



Picture 3: Brushed steel. This modern straight-across fender seat has plain square uprights. The fabric seats are upholstered with oversized studs.



Picture 4: Burnished steel. This dark metal has highlights of brass collars. The uprights are square with alternating central twists, with seats in light tan leather.



Picture 5: Brushed steel with oak base. The uprights are square with alternating central twists set on brass collars. The leather is slate green.



Picture 6: Brass. This square dipped fender has plain square uprights. The seats are antique red leather with brass studs.

# Norfolk Fender Seats

## A closer look at some of the options



Picture 11: brass, plain fabric seat.  
Uprights from left: Round with round collar  
Square with round collar, Square with central twist and round collar, reeded with round collar, Rope twist with round collar, Thick rope twist with round collar



Picture 12: burnished steel, deep buttoned seat.  
Uprights from left: Thick square central twist with square collar, Thick round with round collar, Thick square with brass collar  
Thin square twist with brass collar  
Thin round and thin square with no collar



Picture 13: brushed steel formed base, deep buttoned seat, Uprights from left: Square full twist with brass collar, Square central twist with brass collar, Plain round with steel collar, Thick square with brass collar, Thin and thick round, brass and steel collars



Picture 14: oak base with burnished steel scrolls, red leather, deep buttoned.  
Thick square uprights with round steel collars

# Norfolk Fender Seats



Picture 7

## FENDER ON SHAPED OAK BASE

As an alternative to the metal bases, choose an oak base with uprights in any of the metals. The oak is stained to order, either light, medium or dark and can be shaped as shown here, or with a plain concave front, akin to our formed base shape.

The illustrations show: top, antique brass with on a mid oak base. Right is brass with a light oak base.

Below left is brass with mid-stained oak, and below right, burnished steel with mid-stained oak.



Picture 8



Picture 9



Picture 10

# Norfolk Fender Seats




Picture 15

## ANTIQUÉ BRASS

The brasswork can be antiqued to dull it right down to a much darker finish or just a lighter effect to take the shine off the polished brass.

The antiquing works well with an all-brass fender as well as brasswork set into an oak base.



Picture 16



Picture 17



Picture 18

# Norfolk Fender Seats

## ALL WOOD FENDER

This is the most recent addition to our range - a fender with a wood base and thick round wood uprights. We don't offer the curved dip, but it can be made with either a straight across seat, open front or a horizontal square dip.

As well as plain round or square uprights, we offer the bobbins (below) and the communion rail uprights, right.

Choose from our range of leather colours and suedes or supply your own fabric.

The woodwork is spray painted to match your colour choice. The base and uprights are thicker than the others in this brochure for a chunky and uncomplicated appearance. The base mimics the formed shape of the metal fenders and is scaled up for a bigger footprint.

The principles of measuring your fireplace remain the same for this as for the metal fender seats.



Picture 19: This oak fender has an open front and seats in Truro Green leather



Picture 20: Wooden fender seat with bobbins, painted red



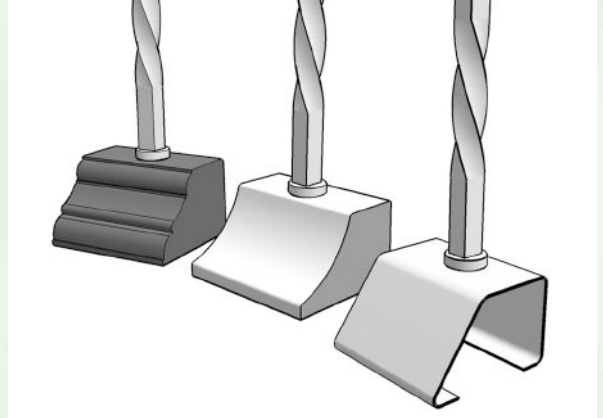
Picture 21: Detail showing the larger base shape to accommodate the chunky bobbin uprights

# Norfolk Fender Seats ~ options and measuring help

## Frame material

We offer a choice of metal from which the frame is made. This, together with the shape of the base of the frame, either 'formed' (shown in the middle of the three, curvaceous with the components bolted together), 'standard' (on the right, angled and simpler with the components welded together) or wood (left of the three shown) are the principle factors which dictate the price of the fender.

These metal finishes are treated with a clear lacquer coating to provide protection against tarnishing. The satin black finish is paint applied to produce a reasonably hard-wearing surface. The wood bases are oak stained to order, and work well with uprights in any of the metals.

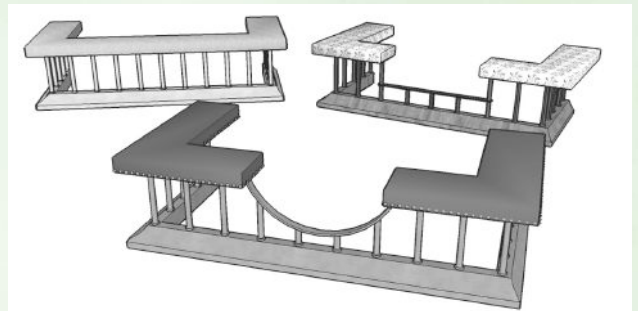


## Style of fender

Either curved dip, straight across or square dip. As well as its good looks, the advantage of the style with the dip in the centre is that it is easier to get to the fire to stoke it or clean out the ashes.

The straight across variation provides more useful seating space and is most appropriate in a situation where there is not normally a very hot fire. In the case of a fender seat with a central dip, the size of the gap is normally half of the overall length of the fender.

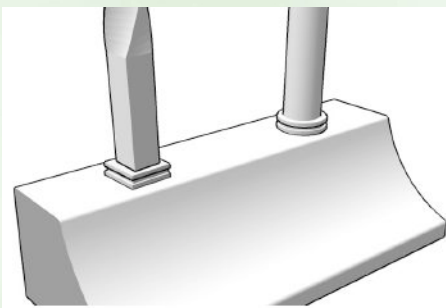
The usual height of the seat is 20" but this can be higher or lower; Consider the size of your room, the proportions of your fireplace and the length of the fender seat.



## Uprights and collars

The uprights can be plain round, plain square or square with a central twist. Thin uprights are 12mm, thick 16mm. Ornamental uprights are available in brass and are illustrated in the brochure photographs.

Collars in brass or steel, where the uprights meet the base, are an attractive finishing touch. Square collars are larger and chunkier than round.



On the order form we have listed some of the alternatives available, however, we can build a fender to your own design, so if what you would like is not mentioned, please contact us to discuss the details.

## Seats

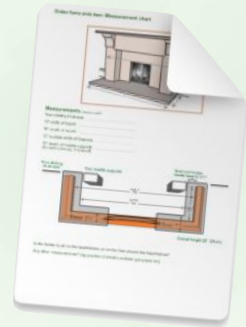
These are normally seven inches wide and are covered in hand-dyed antiqued leather. The colours are listed on the order form, samples can be sent on request. If you would like a colour match, send us a sample and the leather can be made to match. If you would like to use your own material, two metres are needed and there is a deduction for this shown on the order form. The upholstery can be trimmed with either brass, steel or antiqued studs, or have none.

## Measuring up

Please give all the measurements as indicated on the order form chart, remembering that the base footprint of the fender frame is 3½" wide and the seat seven inches. Reducing the seat widths by an inch is not uncommon.


Please give the exact measurements and we will adjust the figure to allow for fitting.

Measure the width across the hearthstone, the front-to-skirting board of the hearthstone (both sides), the width across the fireplace, and the thickness of the skirting. Please send a clear photo of your fireplace.



Usually the fender sits on the floor around the hearthstone, and the seats return to the wall either side of the mantle supports. Ideally, your mantle supports are seven inches narrower than the hearth (3½" each side).

If your mantle supports are the same width as the hearth, as in the images here, then the seats could have cut outs to accommodate the mantle supports (top picture), or the base can be made wider so the seats don't need cut outs (bottom picture).

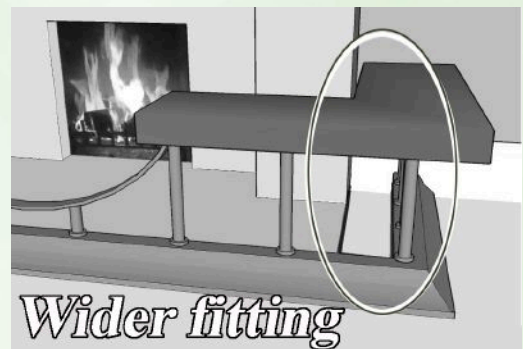


If your mantle supports are wider than your hearth, then the seats could either fit the hearth and return up to the mantle supports, or make the base wider than the mantle supports, therefore much wider than the hearth, so the seats can return to the wall.

Remember that the seats ideally overhang within the base by 3½" on the inside, although this can be reduced on the widths.

## Infill plates

In the "wider fitting" picture, right, the base is made so the seats return to the wall to avoid seat cut outs. This gap can be covered with a black steel infill plate to protect the floor from sparks or hot ashes.



### Dimensions ready reckoner:


Base footprint 3½" = 9cm  
Base height 2½" = 6.5cm  
Usual fender height 20" = 51cm  
Usual seat width 7" plus bulge is 8" = 18cm plus bulge is 20.5cm  
Usual curved dip gap between the seats 30" = 76cm  
Seats overhang within base by 3 ½" = 9cm

## Delivery

The delivery date is usually around six weeks from the receipt of the order with a deposit of £120. The balance is payable on delivery.

If there are any points on which you would like help or advice, please do not hesitate to contact us. It helps a lot to have a clear photo of your fireplace.





# Norfolk Fender Seats

01553 776446 / norfolkfenders@gmail.com  
 42 Goodwins Road, King's Lynn PE30 5QX (no showroom)  
 www.norfolkfenderseats.co.uk

**Specification, price chart and order form** (please tick or circle all items required. Prices are ex-vat)

Base shape	Brass	Antique Brass	Brushed steel	Satin black	Burnished steel
Metal base in >>	£1545	£1805	£1285	£1250	£1250
Oak base with uprights in >>	£1545	£1675	£1350	£1350	£1350

**Front of fender** Curved dip, or square dip, or straight across -

**Uprights and collars**

- Uprights round -
- Uprights square -
- Central twists on alternate uprights £60
- Rope twist or reeded (brass only) £70
- Brass or steel collars, round or square £90
- Decorative steel scrollwork £120

**Seats** Leather: Bottle Green, Mid Green, Truro Green, Slate Green  
 Dark Brown, Conker, Saddle Brown, Light Tan  
 Burgundy, Antique Red, Hunting Red  
 Midnight Blue, Black

- Your own material (£70 deletion allowance) -£70
- FR treatment of fabric, if necessary £50
- Deep buttoned upholstery £100
- Studs: brass, antique brass, steel, burnished, none -

**Any other specifications**


- Infill plate £50
- Seat cut outs -

All prices are for a fender with an inside width of 60 inches (1525mm) or less. Add 10% of the price for each additional six inches (152mm) or part thereof ("A" on the measurement chart).

- Extra for width £
- Delivery to an address in England £50
- Delivery to an address in Wales or Scotland £80

Name .....	Subtotal .....
Address .....	Add vat .....
.....	Total .....
.....	Less £120 deposit with order .....
.....	Balance .....
Telephone .....	

## Order form side two: Measurement chart



### Measurements (inches or cm?)

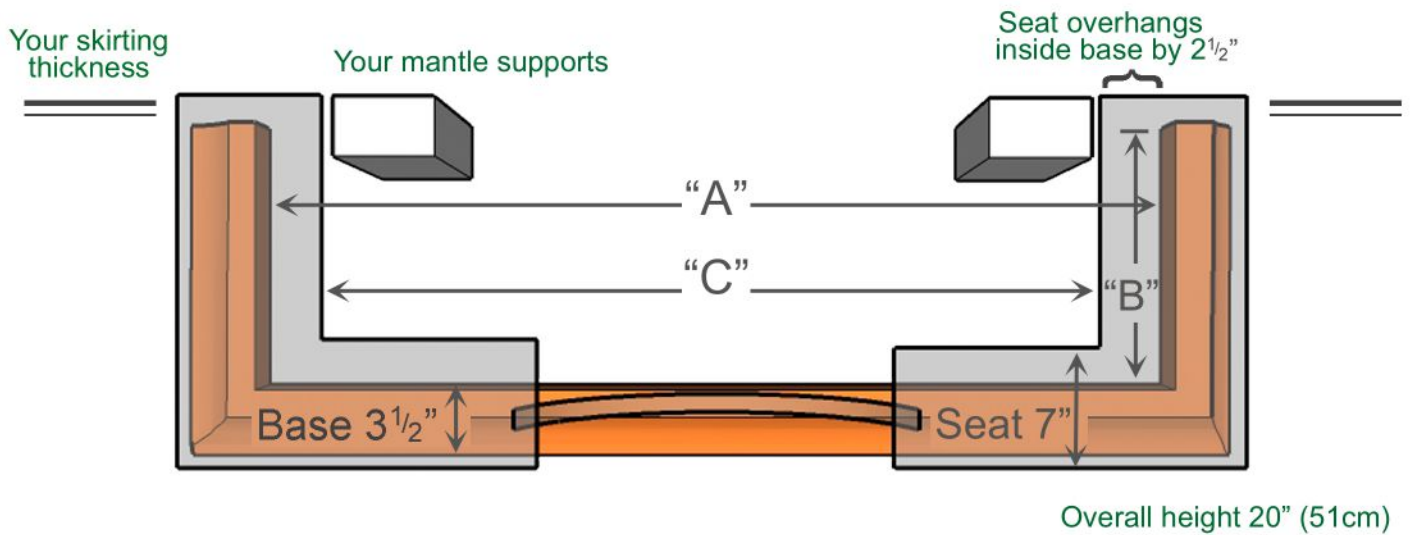
Your skirting thickness .....

"A" width of hearth .....

"B" depth of hearth .....

"C" outside width of fireplace .....

"D" depth of mantle supports  
(for seat cut-outs, if needed) .....



Is the fender to sit on the hearthstone, or on the floor around the hearthstone?


Any other measurements? (eg position of electric sockets, gas pipes etc)

# Norfolk fender seats

Brass



Brass



Burnished steel



Brushed steel



Oak base

